


FBWSCUC11

Base Product



TeraSPEED® SC/UPC to Unconnectorized, Fiber Pigtail, 0.9 mm SBJ

Product Classification

Regional Availability	Asia Australia/New Zealand China Europe India Latin America Middle East/Africa North America
Portfolio	CommScope®
Product Type	Fiber pigtail, unjacketed
Product Brand	SYSTIMAX InstaPATCH® 360
Product Series	FBW
Ordering Note	Minimum length may vary based on cable configuration

General Specifications

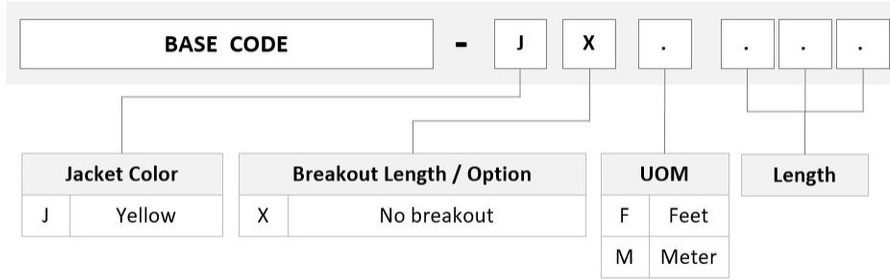
Color, boot A	Blue
Color, connector A	Blue
Interface, Connector A	SC/UPC
Jacket Color	Yellow
Total Fibers, quantity	1

Dimensions

Cable Assembly Length Range (m)	1 – 20
Cable Assembly Length Range (ft)	1 – 66

Ordering Tree

FBWSCUC11



Mechanical Specifications

Cable Retention Strength, maximum 2.00 lb @ 90 ° | 5.00 lb @ 0 °

Optical Specifications

Fiber Mode Singlemode

Fiber Type G.652.D | G.657.A1, TeraSPEED®

Environmental Specifications

Operating Temperature -10 °C to +60 °C (+14 °F to +140 °F)

Environmental Space Dual Rated LSZH/Riser

Packaging and Weights

Packaging quantity 2

Regulatory Compliance/Certifications


Agency	Classification
ANATEL	Compliant
CHINA-ROHS	Below maximum concentration value
ISO 9001:2015	Designed, manufactured and/or distributed under this quality management system
REACH-SVHC	Compliant as per SVHC revision on www.commscope.com/ProductCompliance
ROHS	Compliant
UK-ROHS	Compliant



Included Products

FBWSCUC11

- 760004564
N-001-RF-8W-F09YL – Fiber Indoor Cable, TeraSPEED® 0.9 mm Low Smoke Zero Halogen Reinforced Buffered, 1 fiber, Singlemode G.652.D and G.657.A1, Gel-free, Feet jacket marking, Yellow jacket color
- 860648962 – SC/UPC Connector, Singlemode, Blue



Fiber Indoor Cable, TeraSPEED® 0.9 mm Low Smoke Zero Halogen Reinforced Buffered, 1 fiber, Singlemode G.652.D and G.657.A1, Gel-free, Feet jacket marking, Yellow jacket color

Product Classification

Regional Availability	Asia Australia/New Zealand EMEA Latin America North America
Portfolio	CommScope®
Product Type	Fiber indoor cable
Product Series	N-RF

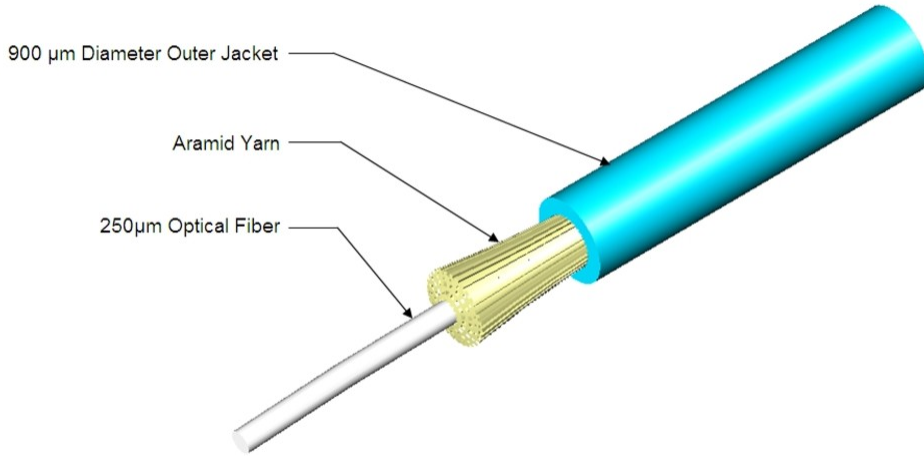
General Specifications

Cable Type	Cordage
Construction Type	Non-armored
Subunit Type	Gel-free
Jacket Color	Yellow
Jacket Marking	Feet
Total Fiber Count	1

Dimensions

Diameter Over Jacket	0.9 mm 0.035 in
-----------------------------	-------------------

Representative Image



Mechanical Specifications

Minimum Bend Radius, loaded	38 mm 1.496 in
Minimum Bend Radius, unloaded	15 mm 0.591 in
Tensile Load, long term, maximum	20 N 4.496 lbf
Tensile Load, short term, maximum	67 N 15.062 lbf
Compression	10 N/mm 57.101 lb/in
Compression Test Method	FOTP-41 IEC 60794-1 E3
Flex	300 cycles
Flex Test Method	FOTP-104 IEC 60794-1 E6
Impact	0.74 N-m 6.55 in lb
Impact Test Method	FOTP-25 IEC 60794-1 E4
Strain	See long and short term tensile loads
Strain Test Method	FOTP-33 IEC 60794-1 E1
Twist	10 cycles
Twist Test Method	FOTP-85 IEC 60794-1 E7
Vertical Rise, maximum	500 m 1,640.42 ft

Optical Specifications

Fiber Type	G.652.D and G.657.A1, TeraSPEED®
-------------------	----------------------------------

Environmental Specifications

760004564 | N-001-RF-8W-F09YL

Installation temperature	-10 °C to +50 °C (+14 °F to +122 °F)
Operating Temperature	-20 °C to +60 °C (-4 °F to +140 °F)
Storage Temperature	-20 °C to +60 °C (-4 °F to +140 °F)
Cable Qualification Standards	ANSI/ICEA S-83-596 Telcordia GR-409
Environmental Space	Low Smoke Zero Halogen (LSZH) Riser
Flame Test Listing	NEC OFNR-ST1 (ETL) and c(ETL)
Flame Test Method	IEC 60332-3 IEC 60754-2 IEC 61034-2 UL 1666 UL 1685

Environmental Test Specifications

Heat Age	-20 °C to +85 °C (-4 °F to +185 °F)
Heat Age Test Method	IEC 60794-1 F9
Low High Bend	-20 °C to +70 °C (-4 °F to +158 °F)
Low High Bend Test Method	FOTP-37 IEC 60794-1 E11
Temperature Cycle	-20 °C to +70 °C (-4 °F to +158 °F)
Temperature Cycle Test Method	FOTP-3 IEC 60794-1 F1

Packaging and Weights

Cable weight	1 kg/km 0.672 lb/kft
---------------------	------------------------

Regulatory Compliance/Certifications

Agency	Classification
CHINA-ROHS	Below maximum concentration value
ISO 9001:2015	Designed, manufactured and/or distributed under this quality management system
REACH-SVHC	Compliant as per SVHC revision on www.commscope.com/ProductCompliance
ROHS	Compliant
UK-ROHS	Compliant



* Footnotes

Operating Temperature Specification applicable to non-terminated bulk fiber cable

SC/UPC Connector, Singlemode, Blue



Product Classification

Regional Availability	Asia Australia/New Zealand EMEA Latin America North America
Portfolio	CommScope®
Product Type	Fiber connector

General Specifications

Color, boot	Blue
Color, housing	Blue
Interface	SC/UPC

Dimensions

Length	42 mm 1.654 in
Compatible Cable Diameter	0.9 mm 0.035 in

Material Specifications

Ferrule Material	Zirconia
-------------------------	----------

Mechanical Specifications

Cable Retention Strength, maximum	4.40 lb @ 0 °
--	---------------

Optical Specifications

Fiber Mode	Singlemode
Insertion Loss Change, mating	0.2 dB
Optical Components Standard	ANSI/TIA-568. 3-D IEC 61753-1
Insertion Loss Change, temperature	0.2 dB
Insertion Loss, maximum	0.34 dB
Return Loss, minimum	50 dB

* Footnotes

Insertion Loss Change, mating TIA-568: Maximum insertion loss change after 500 matings

Insertion Loss Change, temperature Maximum insertion loss change from -10 °C to +60 °C (+14 °F to +140 °F)